

BAHRIA COLLEGE ZAFAR CAMPUS E-8 ISLAMABAD

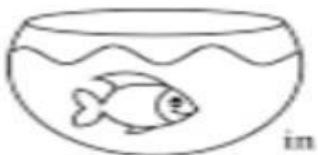
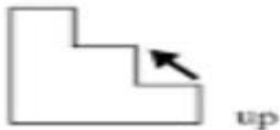

GENERAL KNOWLEDGE WORKSHEET

MONTESSORI ADVANCE

Name: _____

Teacher Name: MISS NAZIA

Match the opposite.



BAHRIA COLLEGE ZAFAR CAMPUS E-8 ISLAMABAD

GENERAL KNOWLEDGE WORKSHEET

MONTESSORI ADVANCE

Name: _____

Teacher Name: MISS NAZIA

Moving left to right
Help each animal find its dinner.
Draw a line from the animal to its food.

The worksheet contains the following items:

- Animals (left column): chicken, monkey, dog, mouse, squirrel.
- Food items (right column): snake, banana, bone, Swiss cheese, nut.
- Instruction: "Draw a line from the animal to its food."
- Example: A dashed line with an arrow connects the chicken to the snake.

BAHRIA COLLEGE ZAFAR CAMPUS E-8 ISLAMABAD

GENERAL KNOWLEDGE WORKSHEET

MONTESSORI ADVANCE

Name: _____

Teacher Name: MISS NAZIA

Draw a line to the matching objects.

duck
sock
orange
snail
bike
zebra
piano

sock
duck
piano
zebra
orange
bike
snail

BAHRIA COLLEGE ZAFAR CAMPUS E-8 ISLAMABAD






GENERAL KNOWLEDGE WORKSHEET

MONTESSORI ADVANCE

Name: _____

Teacher Name: MISS NAZIA

Draw a line to match the parents to their babies.



BAHRIA COLLEGE ZAFAR CAMPUS E-8 ISLAMABAD

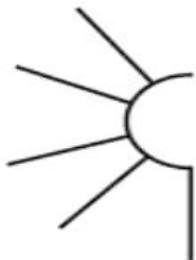


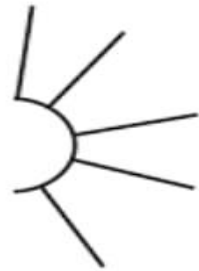

GENERAL KNOWLEDGE WORKSHEET

MONTESSORI ADVANCE

Name: _____

Teacher Name: MISS NAZIA

Draw a line to connect each picture with its other half.



BAHRIA COLLEGE ZAFAR CAMPUS E-8 ISLAMABAD

GENERAL KNOWLEDGE WORKSHEET










MONTESSORI ADVANCE

Name: _____

Teacher Name: MISS NAZIA

Draw a line to match items that go together.

A matching exercise with two columns of items. A dashed line connects the top-left dot to the bottom-right dot. The items are:

	•	•	
	•	•	
	•	•	
	•	•	
	•	•	